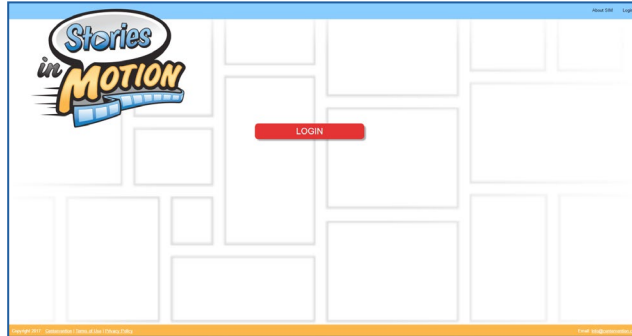




# STUDENT PERSPECTIVE

log in at [sim.centervention.com](http://sim.centervention.com)



Create Character

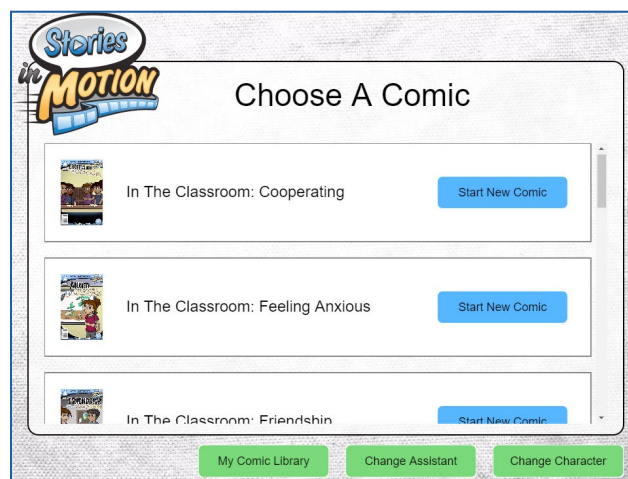


Choose Assistant



Students can customize the look of their avatar and choose which assistant they would like helping them. These can both be changed at any time.

## Choose Comic Topic

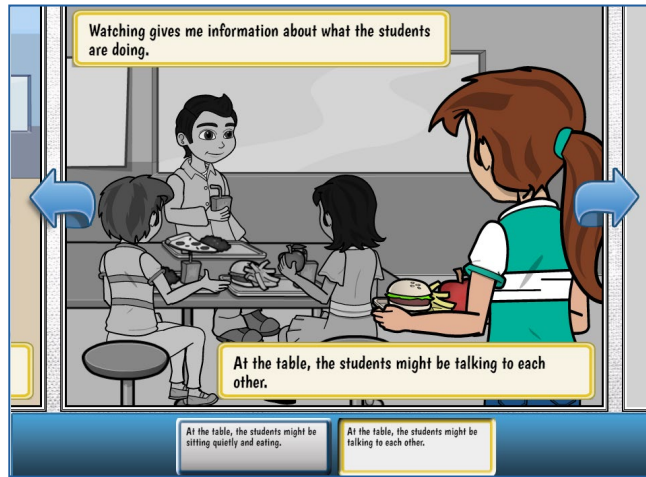


There are 12 comics to choose from, set in the classroom, lunchroom, and playground.



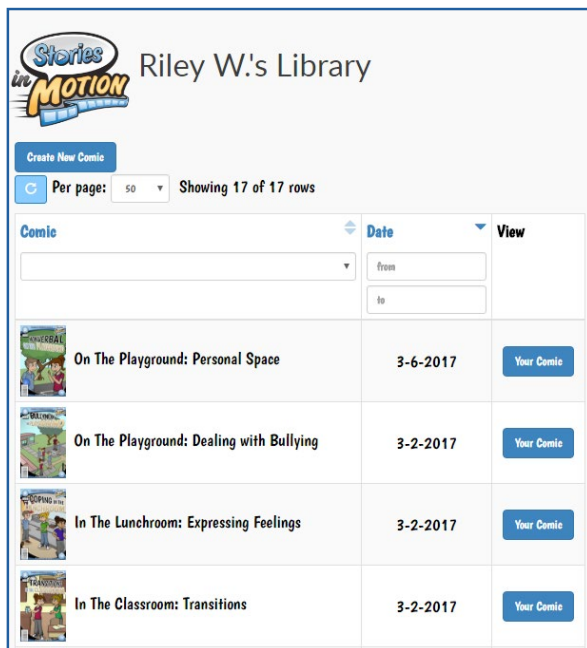
# STUDENT PERSPECTIVE

## Creating Comics



Students click on each choice at the bottom of the screen to hear it read aloud. When they've made their selection, the right arrow will move them through the comic. The left arrow will show them their previous choices, but they won't be able to make changes.

## Viewing and Printing



Students will view their completed comics in their comic library (left). They can also **print** individual comics here (right). It is important that you **review** each comic with students after they are completed.

Educators will be able to print completed comics from the educator dashboard as well.